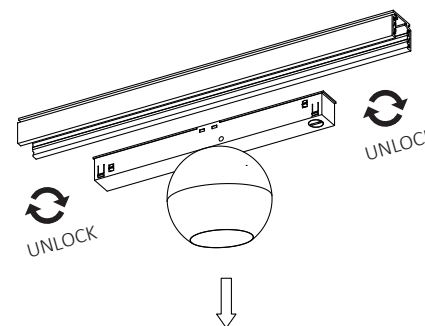
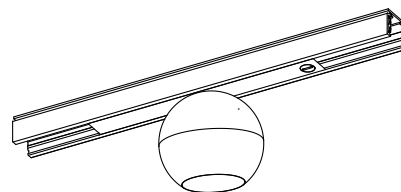
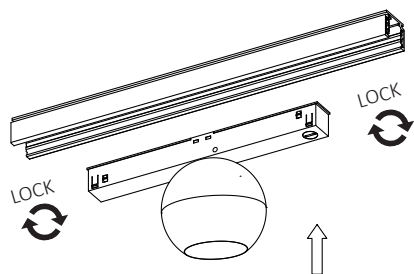



PREPARATION:

- Read the manual before installation carefully to guarantee the correct and safe operation of the luminaire.
- The luminaires should be clicked into the correct 48V track. The luminaire must not be modified. Modifying the luminaire in any way invalidates the guarantee of conformity with standards and directives in force and it could make the actual luminaire hazardous.
- Before connecting the 48V Luminaire to the track rail please make sure that there is a compatible AC/DC converter installed, the amount of 48V luminaires depends on the power provided by the AC/DC converter.
- Never cover the luminaire during use. Luminaires classified for indoor use must never be used outdoors even if they are protected from the elements.
- The adapter of the Q-Line series 48V track system is orientation free.

PLEASE NOTE: Installation must be done by qualified trained personnel!



AC-DC converter Feed



PLEASE NOTE:

The maximum distance between the AC/DC converter and the last luminaire is 15m with 2.5mm² wiring.

