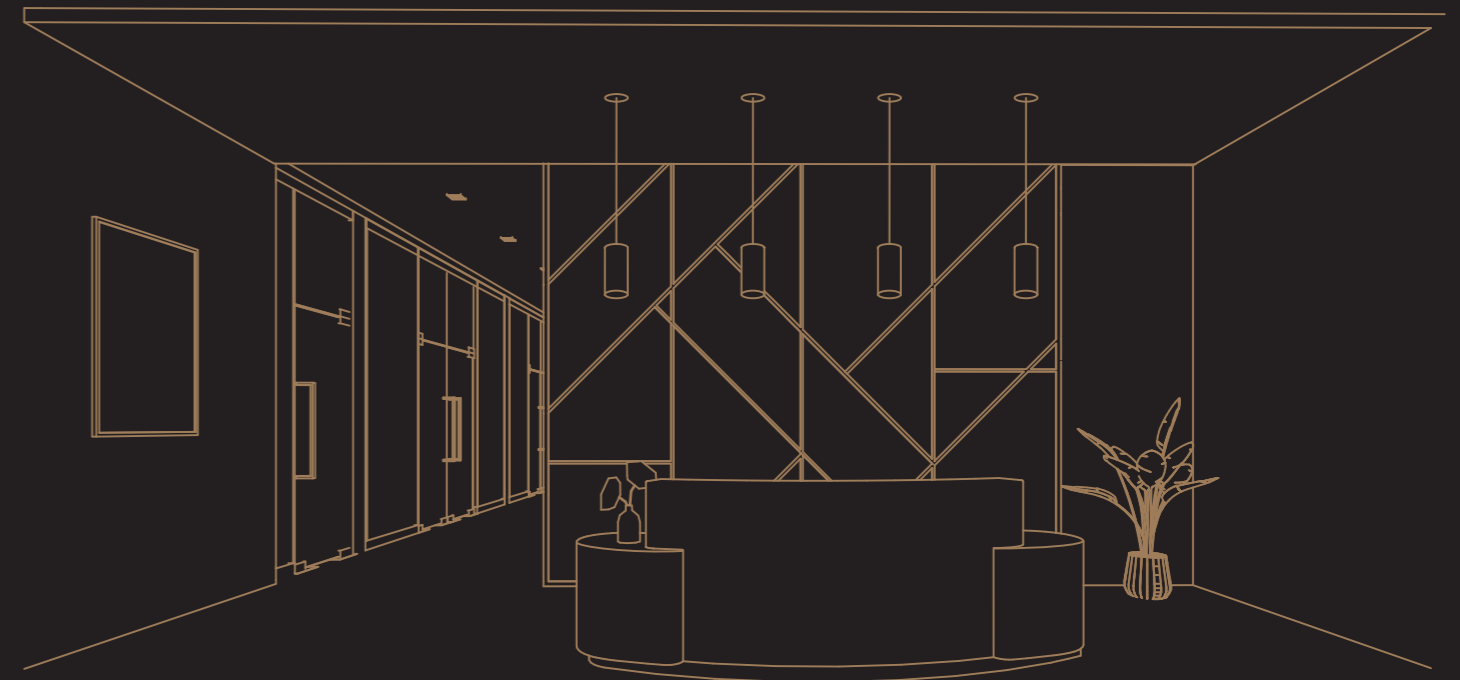


Dea Della Luce
By KARIZMA^{luce}




Dea Vesta pendulo
simple yet elegant.

The Dea Vesta pendulo is like a beautiful dress. You keep looking at it. Simple yet elegant. This pendant luminaire has its own refined way to put light to the place where it's needed: a luxurious kitchen, a beautiful staircase, a stylish bar, a large dinner table. Apply the Dea Vesta pendulo in a series to make even more impact.

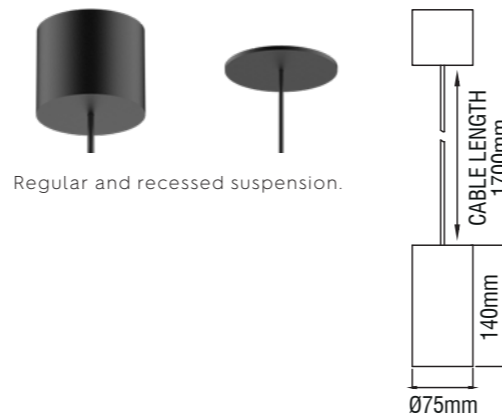


Dea Vesta M pendulo.




Description	Reflector	Angle	White	Black
1140lm 927 14W	black high gloss	40°	501EW92740BGF0	501EB92740BGF0
1180lm 930 14W	black high gloss	40°	501EW93040BGF0	501EB93040BGF0
1200lm 940 14W	black high gloss	40°	501EW94040BGF0	501EB94040BGF0
1240lm 927 14W	silver high gloss	40°	501EW92740SGF0	501EB92740SGF0
1290lm 930 14W	silver high gloss	40°	501FW93040SGF0	501FB93040SGF0
1300lm 940 14W	silver high gloss	40°	501FW94040SGF0	501FB94040SGF0
1200lm 927 14W	chrome	40°	501EW92740CHF0	501EB92740CHF0
1260lm 930 14W	chrome	40°	501FW93040CHF0	501FB93040CHF0
1270lm 940 14W	chrome	40°	501FW94040CHF0	501FB94040CHF0
1160lm 927 14W	white	40°	501EW92740WHF0	501EB92740WHF0
1200lm 930 14W	white	40°	501EW93040WHF0	501EB93040WHF0
1220lm 940 14W	white	40°	501EW94040WHF0	501EB94040WHF0
1160lm 927 14W	gold	40°	501EW92740GOF0	501EB92740GOF0
1200lm 930 14W	gold	40°	501EW93040GOF0	501EB93040GOF0
1220lm 940 14W	gold	40°	501EW94040GOF0	501EB94040GOF0
1060lm 927 14W	black matt	40°	501EW92740BMF0	501EB92740BMF0
1120lm 930 14W	black matt	40°	501EW93040BMF0	501EB93040BMF0
1130lm 940 14W	black matt	40°	501EW94040BMF0	501EB94040BMF0
1160lm 927 14W	copper	40°	501EW92740COF0	501EB92740COF0
1200lm 930 14W	copper	40°	501EW93040COF0	501EB93040COF0
1220lm 940 14W	copper	40°	501EW94040COF0	501EB94040COF0

For Light source energy class and identifier please consult the datasheet on our website.



Dea Vesta M pendulo-in.



Description	Reflector	Angle	White	Black
1140lm 927 14W	black high gloss	40°	504EW92740BGF0	504EB92740BGF0
1180lm 930 14W	black high gloss	40°	504EW93040BGF0	504EB93040BGF0
1200lm 940 14W	black high gloss	40°	504EW94040BGF0	504EB94040BGF0
1240lm 927 14W	silver high gloss	40°	504EW92740SGF0	504EB92740SGF0
1290lm 930 14W	silver high gloss	40°	504FW93040SGF0	504FB93040SGF0
1300lm 940 14W	silver high gloss	40°	504FW94040SGF0	504FB94040SGF0
1200lm 927 14W	chrome	40°	504EW92740CHF0	504EB92740CHF0
1260lm 930 14W	chrome	40°	504FW93040CHF0	504FB93040CHF0
1270lm 940 14W	chrome	40°	504FW94040CHF0	504FB94040CHF0
1160lm 927 14W	white	40°	504EW92740WHF0	504EB92740WHF0
1200lm 930 14W	white	40°	504EW93040WHF0	504EB93040WHF0
1220lm 940 14W	white	40°	504EW94040WHF0	504EB94040WHF0
1160lm 927 14W	gold	40°	504EW92740GOF0	504EB92740GOF0
1200lm 930 14W	gold	40°	504EW93040GOF0	504EB93040GOF0
1220lm 940 14W	gold	40°	504EW94040GOF0	504EB94040GOF0
1060lm 927 14W	black matt	40°	504EW92740BMF0	504EB92740BMF0
1120lm 930 14W	black matt	40°	504EW93040BMF0	504EB93040BMF0
1130lm 940 14W	black matt	40°	504EW94040BMF0	504EB94040BMF0
1160lm 927 14W	copper	40°	504EW92740COF0	504EB92740COF0
1200lm 930 14W	copper	40°	504EW93040COF0	504EB93040COF0
1220lm 940 14W	copper	40°	504EW94040COF0	504EB94040COF0

For Light source energy class and identifier please consult the datasheet on our website.

