



Dea Della Luce  
By KARIZMA<sub>luce</sub>



**Dea Amata**  
*how love should be.*

Everybody loves the Dea Amata. It is one of our most popular luminaires. That's exactly why we called it Amata. This means 'loved' in Italian. In its own way, she makes you feel at home. Exactly in the colour that suits you. Caring, reliable, timeless. That's how love should be, right?



## Dea Amata M.



| Description             | Reflector        | Angle | White          | Black          |
|-------------------------|------------------|-------|----------------|----------------|
| <b>1080lm 927 12.5W</b> | black high gloss | 40°   | 213EW92740BG00 | 213EB92740BG00 |
| <b>1120lm 930 12.5W</b> | black high gloss | 40°   | 213EW93040BG00 | 213EB93040BG00 |
| <b>1130lm 940 12.5W</b> | black high gloss | 40°   | 213EW94040BG00 | 213EB94040BG00 |



|                         |                   |     |                |                |
|-------------------------|-------------------|-----|----------------|----------------|
| <b>1250lm 927 12.5W</b> | silver high gloss | 35° | 213FW92735SG00 | 213FB92735SG00 |
| <b>1300lm 930 12.5W</b> | silver high gloss | 35° | 213FW93035SG00 | 213FB93035SG00 |
| <b>1300lm 940 12.5W</b> | silver high gloss | 35° | 213FW94035SG00 | 213FB94035SG00 |



|                         |        |     |                |                |
|-------------------------|--------|-----|----------------|----------------|
| <b>1250lm 927 12.5W</b> | chrome | 40° | 213FW92740CH00 | 213FB92740CH00 |
| <b>1300lm 930 12.5W</b> | chrome | 40° | 213FW93040CH00 | 213FB93040CH00 |
| <b>1300lm 940 12.5W</b> | chrome | 40° | 213FW94040CH00 | 213FB94040CH00 |



|                         |       |     |                |                |
|-------------------------|-------|-----|----------------|----------------|
| <b>1170lm 927 12.5W</b> | white | 45° | 213EW92745WH00 | 213EB92745WH00 |
| <b>1220lm 930 12.5W</b> | white | 45° | 213EW93045WH00 | 213EB93045WH00 |
| <b>1220lm 940 12.5W</b> | white | 45° | 213EW94045WH00 | 213EB94045WH00 |



|                         |      |     |                |                |
|-------------------------|------|-----|----------------|----------------|
| <b>1140lm 927 12.5W</b> | gold | 40° | 213EW92740GO00 | 213EB92740GO00 |
| <b>1190lm 930 12.5W</b> | gold | 40° | 213EW93040GO00 | 213EB93040GO00 |
| <b>1200lm 940 12.5W</b> | gold | 40° | 213EW94040GO00 | 213EB94040GO00 |

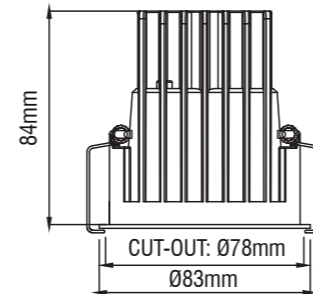


|                         |            |     |                |                |
|-------------------------|------------|-----|----------------|----------------|
| <b>1080lm 927 12.5W</b> | black matt | 40° | 213EW92740BM00 | 213EB92740BM00 |
| <b>1120lm 930 12.5W</b> | black matt | 40° | 213EW93040BM00 | 213EB93040BM00 |
| <b>1130lm 940 12.5W</b> | black matt | 40° | 213EW94040BM00 | 213EB94040BM00 |



|                         |        |     |                |                |
|-------------------------|--------|-----|----------------|----------------|
| <b>1140lm 927 12.5W</b> | copper | 40° | 213EW92740CO00 | 213EB92740CO00 |
| <b>1190lm 930 12.5W</b> | copper | 40° | 213EW93040CO00 | 213EB93040CO00 |
| <b>1200lm 940 12.5W</b> | copper | 40° | 213EW94040CO00 | 213EB94040CO00 |

Driver (350mA/33.8-35.9Vf) must be ordered separately.  
For Light source energy class and identifier please consult the datasheet on our website.



## Dea Amata XM.



| Description             | Reflector        | Angle | White          | Black          |
|-------------------------|------------------|-------|----------------|----------------|
| <b>1550lm 927 17.5W</b> | black high gloss | 45°   | 214GW92745BG00 | 214GB92745BG00 |
| <b>1620lm 930 17.5W</b> | black high gloss | 45°   | 214GW93045BG00 | 214GB93045BG00 |
| <b>1650lm 940 17.5W</b> | black high gloss | 45°   | 214GW94045BG00 | 214GB94045BG00 |



|                         |                   |     |                |                |
|-------------------------|-------------------|-----|----------------|----------------|
| <b>1750lm 927 17.5W</b> | silver high gloss | 45° | 214HW92745SG00 | 214HB92745SG00 |
| <b>1825lm 930 17.5W</b> | silver high gloss | 45° | 214HW93045SG00 | 214HB93045SG00 |
| <b>1850lm 940 17.5W</b> | silver high gloss | 45° | 214HW94045SG00 | 214HB94045SG00 |



|                         |        |     |                |                |
|-------------------------|--------|-----|----------------|----------------|
| <b>1630lm 927 17.5W</b> | chrome | 45° | 214GW92745CH00 | 214GB92745CH00 |
| <b>1700lm 930 17.5W</b> | chrome | 45° | 214GW93045CH00 | 214GB93045CH00 |
| <b>1720lm 940 17.5W</b> | chrome | 45° | 214GW94045CH00 | 214GB94045CH00 |



|                         |       |     |                |                |
|-------------------------|-------|-----|----------------|----------------|
| <b>1580lm 927 17.5W</b> | white | 45° | 214GW92745WH00 | 214GB92745WH00 |
| <b>1650lm 930 17.5W</b> | white | 45° | 214GW93045WH00 | 214GB93045WH00 |
| <b>1670lm 940 17.5W</b> | white | 45° | 214GW94045WH00 | 214GB94045WH00 |



|                         |      |     |                |                |
|-------------------------|------|-----|----------------|----------------|
| <b>1580lm 927 17.5W</b> | gold | 45° | 214GW92745GO00 | 214GB92745GO00 |
| <b>1650lm 930 17.5W</b> | gold | 45° | 214GW93045GO00 | 214GB93045GO00 |
| <b>1670lm 940 17.5W</b> | gold | 45° | 214GW94045GO00 | 214GB94045GO00 |



|                         |            |     |                |                |
|-------------------------|------------|-----|----------------|----------------|
| <b>1550lm 927 17.5W</b> | black matt | 45° | 214GW92745BM00 | 214GB92745BM00 |
| <b>1620lm 930 17.5W</b> | black matt | 45° | 214GW93045BM00 | 214GB93045BM00 |
| <b>1650lm 940 17.5W</b> | black matt | 45° | 214GW94045BM00 | 214GB94045BM00 |



|                         |        |     |                |                |
|-------------------------|--------|-----|----------------|----------------|
| <b>1580lm 927 17.5W</b> | copper | 45° | 214GW92745CO00 | 214GB92745CO00 |
| <b>1650lm 930 17.5W</b> | copper | 45° | 214GW93045CO00 | 214GB93045CO00 |
| <b>1670lm 940 17.5W</b> | copper | 45° | 214GW94045CO00 | 214GB94045CO00 |

Driver (500mA/32.8-34.8Vf) must be ordered separately.  
For Light source energy class and identifier please consult the datasheet on our website.

